

免责声明/Disclaimer:

RND有权根据需要不时修改说明书或各类规则, 任何变更以电子档案形式于RND网站发布, 且无需征得用户事先同意。修改后的电子说明及规则一经发布即生效。任何情形下, RND都不因本说明书对客户造成的直接或间接经济损失承担责任。

RND reserves the right to change or modify the instruction manual or various rules from time to time as its required. Any Changes shall be published on the RND website in the form of electronic file without any prior notifications to the users. The revised electronic instructions and rules has the force immediately once they are well published. Under no circumstances, shall RND be liable for any direct or indirect economic loss to the customer of this service instruction.



自由穿梭·感受城市之美
Freedom to Roam · An Easy Stroll in the City

制 造 商: 深圳市瑞能德电子有限公司

Vendor: Shenzhen RND Electronics Co.,Ltd

地 址: 深圳市宝安区71区荣信兴创意园A座

Add: Shenzhen, China

服务电话: 400-998-3937

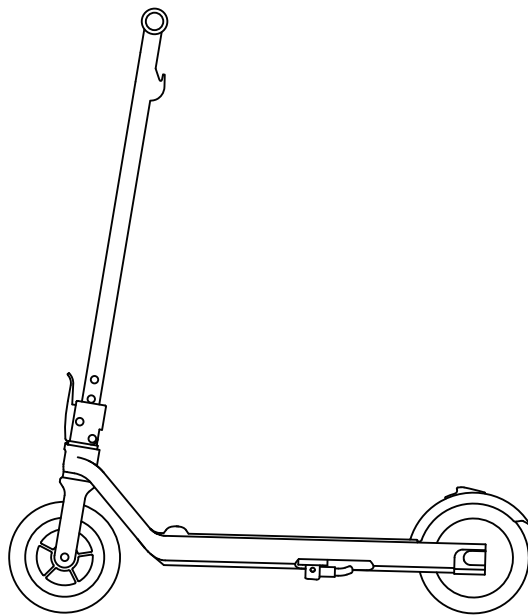


RND官微



RND官网

电动滑板车使用说明书 E-scooter User Manual



(Picture above is for illustration only)

本说明书中深圳市瑞能德电子有限公司简称为“RND”

In this manual, Shenzhen renende Electronics Co., Ltd. is referred to as "RND"

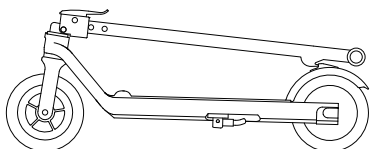
特别告知/Special notice



实际产品功能可能由于技术升级和固件更新，与说明书内容不尽相符。要获得最新的功能介绍和安全使用指引信息，请扫描二维码，并以网站内置电子说明书为准。

The actual product functions may not be consistent with the instructions due to technical upgrade and firmware update. To get the latest function introductions and safety instructions, please scan the QR code and follow up the built-in electronic manual in our website: www.rnd-scooter.com.

包装清单/Packing list



整车/Complete vehicle*1



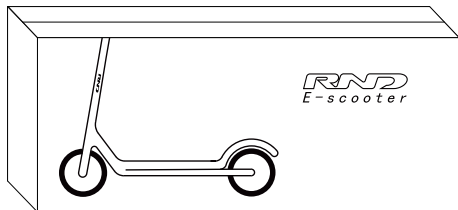
把手/Handle*2



充电器/Charger*1



说明书/Instructions*1



开箱请检查，如有缺失，请咨询经销商或自行访问RND售后服务网页和拨打RND服务电话（限中国大陆区域）/Please follow the packing list & check all the parts when you opening the box. Should any missing be found, please consult the dealer or visit the RND customer service website and dial the RND service phone (restricted to the Chinese mainland area).

服务网页：
www.szrnd.net
www.rnd-scooter.com

服务电话：400-998-3937

售后服务/After-sale service

本公司产品实行国家相关三包规定，服务过程中产生的运输费用由用户自行承担。保修起始日期是以购买发票上记录的日期为准，如无发票，以出厂日期作为保修起始日期。如需保修请联系官方技术支持电话：400-998-3937。保修期内产品质量问题造成的售后维修，RND公司承担配件服务以及产品寄回的物流费用，用户承担寄出的物流费用。对超过保修期的故障，我司提供有偿维修服务，用户自行承担物流费用。

For specific warranty policies, please consult the purchasing dealer.

部件	保修期限	备注
车体框架	1年	车体框架1年内保修（不含易损件、刹车装置、电池）
电池	6个月	电池进水不在保修范围内
充电器	3个月	
易损件	1个月	易损件包含把手套、减震垫、硅胶件、前后灯
刹车装置	3个月	包含刹车装置所有部件（刹把、刹车线、刹车感应器等）
前后轮	1个月	包含内外胎
控制器	6个月	因进水和激烈驾驶导致的控制器问题不在保修范围内
挡泥板	1年	人为踩踏、撞击等原因造成的损坏不在保修范围内

注：随车赠送的礼品工具等不在包装清单内的配件不在保修范围内

保修期内，下列情况不属于免费维修范围/During the warranty period, the following conditions are not included in the scope of free maintenance:

- ▲ 用户未按照《使用说明书》规定使用，保养及调整造成的故障。/Failure caused by the user's misuse or wrong maintenance in accordance with the instructions.
- ▲ 用户自行改装、拆修造成的损坏，以及不遵守使用规定而引起的故障。/The damage caused by the user's own modification, disassembly and repair, as well as the failure caused by non-compliance with the use regulations.
- ▲ 用户保管不当或意外事故造成的故障。/Failure caused by improper storage or accident of users.
- ▲ 过载、骑行障碍（台阶、楼梯、减速带等）、跌落以及极限运动造成的损坏。/Damage caused by overloading, riding obstacles (steps, stairs, speed bumps, etc.), falling and extreme sports.
- ▲ 无保修卡、发票或票卡不一致。/There is no warranty card, invoice or ticket card inconsistency.
- ▲ 不影响功能的外观自然磨损。/Natural appearance wear without affecting function.
- ▲ 在雨中长期骑行或水中浸泡等因素导致内部浸水造成的损坏。/Damage caused by long-time riding in the rain or soaking in water.
- ▲ 用户发回返修途中由于拆解、运输等第三方因素导致的损坏。/Damage caused by third-party factors such as disassembly and transportation during return repair.
- ▲ 火灾、浸泡和地震等不可抗力导致的损坏。/Damage caused by force majeure, such as fire, soak and earthquake and so on.

售后请咨询经销商或自行访问RND售后服务网页和拨打RND服务电话（限中国大陆区域）/For any after-sales services, please consult the dealer or visit the RND customer service website and dial the RND service phone (restricted to the Chinese mainland area).

服务网页：
www.szrnd.net
www.rnd-scooter.com

服务电话：400-998-3937

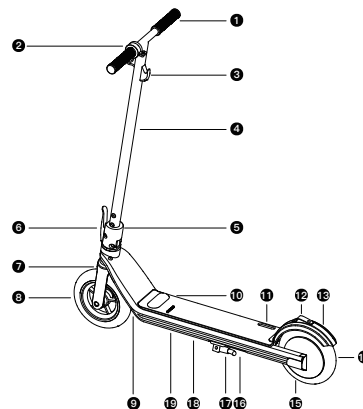
安全须知/Safety instructions

1. 在中国等目前尚无电动滑板车相关国家标准和法规的国家和地区使用时，请您务必严格遵守本手册对于使用者的安全要求。对于违反手册所提示的使用行为导致的一切财物、人身损失，事故、法律纠纷，及其他一切造成利益冲突的不利事件，RND将不承担任何直接责任和连带责任。
2. 请务必仔细阅读并遵守本指南中“警告”和“禁止”这两部分的内容，时刻注意安全骑行，不超速，不做危险动作，任何時候禁止与机动车共用道路骑行。以下是一些其他的安全骑行注意事项：
 - a) 禁止以下人士使用本产品，否则您需要自行承担由此产生的后果：
 - ▲14岁以下的未成年人及60岁以上老年人。14岁-18岁的未成年人及45岁-60岁的老年人需在19岁-44岁成年人监护陪同下使用本产品。造成的安全事故责任由陪同监护人承担。
 - ▲仍处在药物或酒精作用下、行动和反应能力受限的人士。
 - ▲患有高血压、心脑血管疾病或其他高风险运动风险疾病的人士。
 - ▲当前仍处于受伤、生病状态未完全康复的人士。
 - b) 使用本产品前务必须确认符合当地的法律法规要求，不在法律法规禁止的路面上骑行。
 - c) 请勿在雨雪天气或路面松软、泥泞、积水、结冰的情况下骑行。
 - d) 请勿在颠簸路面骑行，如土路、石子路、冰雪和水坑路骑行。
 - e) 请勿在不安全的环境下骑行，如易燃气体、蒸汽、液体、灰尘或纤维等可能造成火灾或爆炸等危险的场所。
 - f) 请勿在电量低（只有一颗电量指示灯亮）时高速行驶或者剧烈加速。
 - g) 驾驶时请尊重行人的路权。避免惊吓行人，尤其是儿童。从行人后方经过时，提醒行人并在通过时减速。尽可能从行人左侧（对于车辆靠右行驶的国家地区适用）通过。与行人面对面时，保持在右方并降低速度。
3. 请在每次驾驶前对电动滑板车进行基本的检查，如果发现明显的零件松动、电池续航明显降低、轮胎缓慢漏气或者过度磨损、转向发出异响或者转向失灵等异常情况，请立即停止使用，切勿强行骑行。拨打RND服务电话：400-998-3937 以获得专业指导意见或维修保养服务。

1. Electric scooters using in any countries or regions such as China where do not have relevant national standards or regulations for e-scooters, please strictly follow the safety manual. RND is not responsible for any property losses, accidents, legal disputes and other adverse events resulting in the conflict of against the safety manual.
2. Please read "Warning" and "Prohibition" carefully. Follow your life instructions: no overspeed, no dangerous actions, no sharing same road with motor vehicles at any time. Listed some rules for your safety driving:
 - a) The following persons are prohibited from driving this product, otherwise you need to bear the consequences:
 - ▲Accompanying guardian will be responsible for the safety accident for user's age under 14 or over age of 60. Minors aged 14 to 18 and seniors aged 45 to 60 must be supervised by adults aged 19 to 44.
 - ▲People who are still under the action of drugs or alcohol have limited action and reaction ability.
 - ▲People with high blood pressure, cardiovascular and cerebrovascular diseases or other high-risk sports diseases.
 - ▲People who are still injured and in a state of incomplete recovery.
 - b) Before using this product, it must be confirmed to meet the requirements of local laws and regulations, not driving on the road prohibited by laws and regulations.
 - c) Do not ride in bad weather like rainy, snowy or muddy or waterlogged.
 - d) Do not ride in bad road conditions like on bumpy roads, dirty roads, gravel roads, snowed and iced puddle roads.
 - e) Do not ride in unsafe environment, such as flammable gas, steam, liquid, dust or fiber, which may cause fire or explosion.
 - f) Do not ride at high speed or accelerate or decelerate violently when the battery power is low (only one battery indicator light is on).
 - g) Please respect the right of way of pedestrians when driving. Avoid scaring pedestrians, especially children. When passing behind a pedestrian, remind the pedestrian and slow down when passing. As far as possible, pass from the left side of the pedestrian (for countries where the vehicle is driven to the right). Keep to the right and slow down when facing pedestrians.
3. Please basically check the electric scooter before each drive. Stop using it immediately if any faulty found such as obvious loose parts, significantly reduced battery capacity, leaking tires or abnormal conditions like excessive wear, abnormal sound of steering, or malfunction of steering.

产品介绍/Product introduction

组件构成/Product composition



1. 把手/Handle
2. 指拨电子手刹/Finger electronic handbrake
3. 折叠挂钩/Folding hook
4. T柱立管/T-column riser
5. 折叠器/Folding holder
6. 燕尾折叠锁扣/Folding latch
7. 前叉组件/Front fork
8. 前轮/Front wheel
9. 前桥/Front axle
10. 脚踏加速器/Foot accelerator
11. 电量显示和开关/LED display and switches
12. 折叠挂钩锁扣/Folding lock
13. 后轮挡泥板/Rear fender
14. 后轮/Rear wheel
15. 反光警示件/Reflective warning sticker
16. 充电口/Charging port
17. 脚撑/Kickstand
18. 踏板/Foot pedal

由于产品升级优化造成的实际产品细节和说明书差异，不另行通知更改，以实际产品为准。
The actual product details and specifications due to product upgrading and optimization shall be subject to change without notice

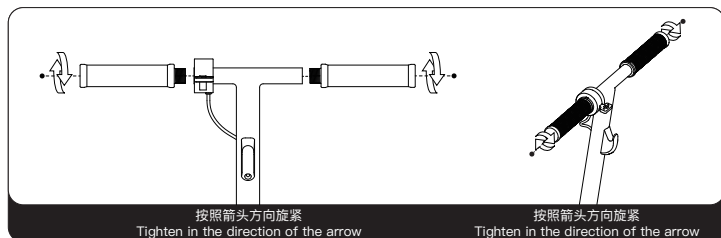
产品规格参数/Specifications and parameters

产品版本/Product	RND 8英寸电动滑板车/RND 8-inch electric scooter
最高速度/Top speed	20公里每小时/20km/h
整车净重/Net weight	约10.5公斤/About 10.5kg
最大负载/Maximum load	小于等于100公斤/Up to 100 kg
电机功率/Motor power	额定350W/Rated 350W
电 池/Battery	锂离子电池/Lithium ion battery 4ah 1 6ah 1 7.5ah
充电时间/Charging time	4h-5h 1 6h-7h 1 7h-8h
整车尺寸/Scooter size	978 X 420 X 1100 mm
轮 胎/Tire type	8英寸减震胎/8-inch shock absorbing tire
刹车系统/Brake system	电子手刹+机械脚踏/Electronic hand brake + mechanical foot brake

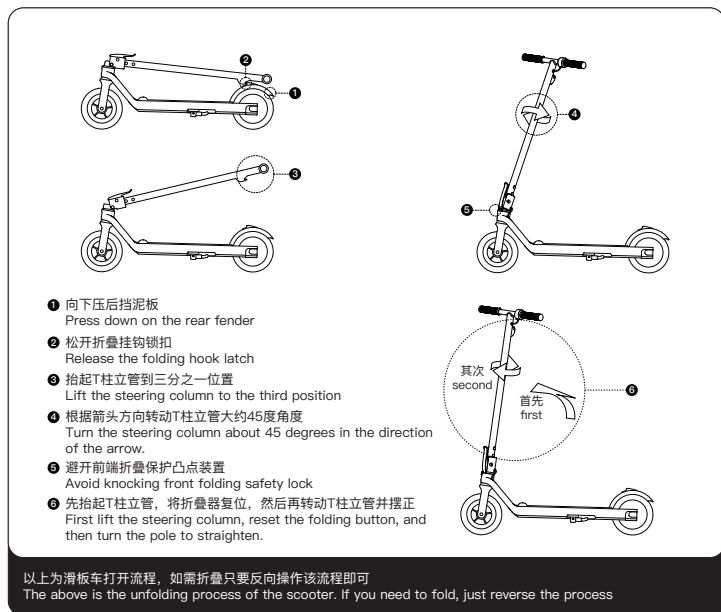
注：产品尺寸及重量参数为手工仪器测量，存在偏差属正常现象。
Note: The deviation is normal as the product size and weight are manually measured.

组装滑板车/Assembly of scooter

把手安装/Handle installation



滑板车打开与折叠/Unfolding and folding scooter



保养与维护/Maintenance

电池/Battery

电池类型/Battery type	锂离子电池/Lithium ion battery		
充电时间/Charging time	4-5h	6-7h	7-8h
电池型号/Battery capacity	36V/4Ah	36V/6Ah	36V/7.5Ah
额定输出功率/Rated power	42W		
额定输出电压/Rated voltage	42V		
工作温度/Working temperature	充电/Charge: 0~45℃		
	放电/Discharge: -20~60℃		
存储温度/Storage temperature	-20~45℃		

电池使用时温度不能超出表中要求。车体充电时间会根据不同的环境温度和电池容量有所变化，请使用产品原装充电器为本产品充电。
Battery operating temperature cannot exceed temperature specified by this table. The charging time of the scooter varies by environment and battery capacity changes. Please charge the scooter by the original charger.

为了最大限度延长电池的寿命，请每隔一个月或者每次骑行2天后充电一次，未及时充电，可能导致电池损坏，随着时间的流逝电池电量会逐渐用完，最后导致电池过放。在长时间不使用时，每隔1个月进行一次充电检查。当发现电量过低（深度放电）及时充电，保证电池完全充满电。

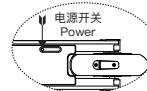
请使用原厂提供的充电器充电，充电时保证通风良好，在干燥环境中使用。充电口确保没有进水，切勿用湿手触摸。请勿私自进行修理电池、充电器或电缆线。充电器和电缆线如有损坏，请联系经销商或瑞能德公司售后服务部。

滑板车系统内置智能过放保护系统，当滑板车处于锁车、关机状态和电池电量过低时，系统会自动切断电源以保护电池处于过放保护状态的滑板车需要通过充电唤醒，若充电半小时后，滑板车仍然无法唤醒，请联系经销商或瑞能德公司售后服务部。

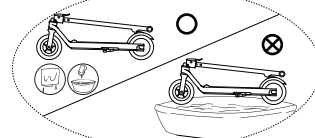
存储和清洁/Storage and cleaning

不使用时，尽量在室内干燥、阴凉处存放滑板车，尽量避免长时间在户外存放，同时定期检查电池电量，防止电池过放保护。When not in use, please store the scooter in a dry and cool place indoors, do not keep it outdoors for a long time. And please check the battery power regularly to prevent over-discharge protection of the battery.

阳光暴晒 / 过热 / 过冷的户外环境都会加速滑板车外观和轮胎的老化及减少滑板车内部电池组的使用寿命。The outdoor environment of sun exposure / overheating / overcooling will accelerate the aging of the body and tires of the scooter and reduce the life of the battery.



清洗前先关闭车体电源开关
Turn off the power switch of the e-scooter before cleaning.



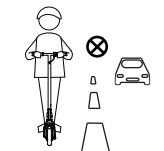
使用抹布浸清水、肥皂水擦拭滑板车外壳
禁止将滑板车浸泡水中清洗，禁止用高压水枪冲洗
Wipe the shell of the scooter with clean water and soapy water. Do not wash the scooter in water. Do not use the high-pressure washer to clean the e-scooter.



注：废旧电池禁止随意丢弃，垃圾分类人人有责！如需更换部件请联系RND官方售后部门。
Note: Do not discard the waste batteries. Please throw the waste into the bin properly. If you need to replace parts, please contact the RND official after-sales department.



禁止将车浸泡在水中/Do not immerse the scooter in the water



禁止在机动车道上行驶/Do not ride on the motorway



禁止多人同时骑行一辆车/Do not ride by more than one person at any time



颠簸/Bumpy

湿滑/Slippery

土路/Dirt Road

冰雪/Icy Road

砂石路/Gravel Road

水坑路/Puddle Road


禁止在颠簸、湿滑路面骑行，如土路、石子路、冰雪和水坑路骑行/Do not ride on bumpy or slippery roads, such as dirt road, gravel road, icy road and puddle road



禁止光脚及穿高跟鞋等不利于运动的鞋子骑行/Do not ride the scooter when you are barefoot or wear unsuitable shoes like high heel shoes



骑行中注意路面落差，落差不得大于10mm/Pay attention to the road drop during riding, and the drop cannot exceed 10 mm



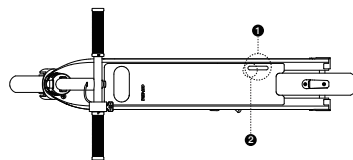
骑行中注意路面坑洼，坑洼宽度不得大于20mm/Pay attention to holes on the road. The width cannot exceed 20mm.



警告：本产品是成年人滑板车！未成年人、老年人、孕妇、具有运动障碍方面身体疾病或缺陷的、饮酒后、过度疲劳、具有视力方面缺陷等包括但不限于以上不利于骑行方面情况和问题的，禁止使用本产品！如有违反本警告，导致事故及后果由使用者自行承担，与RND无关。
Attention: This is an adult scooter! Minors, the elderly, pregnant women, physical challenged person, or people who is drunk, excessive fatigued, visual impairment, including but not limited to the above adverse cycling conditions and problems, do not ride the scooter! In case of violation of this attention, RND will not be responsible for any accident caused by the riders.

开关机和充电/Switch and Charging

开关机/Switch

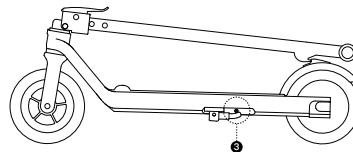


① 电量指示灯/Power indicator

模式/Mode 缺电/MIN 满电/MAX

② 开关机按钮/Power Button

③ 充电口/Charging port



注：长期不使用时，请定期给滑板车充电，防止自放电现象导致电池过放进入保护状态！

Note: If not in use for a long time, please charge the scooter regularly to prevent the self-discharge phenomenon leading to over-discharge of the battery into the protection state.

骑行前注意事项/Precautions before riding

滑板车在行驶中涉及到各种机构和电子设备，骑行前请确认如下注意事项/Please confirm the following precautions refer to all kinds of mechanisms and electronic equipment involved before riding:

- 1 请确认折叠完全复位，燕尾折叠完全扣紧，并处于折叠保护凸点内部/ Please make sure the dovetail folding button is fully reset and fastened, and is inside the safety lock.
- 2 请确认把手彻底旋紧，完全没有松动/Please make sure that the handle is completely tightened and not loose.
- 3 请确认刹车完全正常/Please make sure the brake is completely functional
- 4 请确认电池电量充足/ Please make sure the battery is fully charged
- 5 请确认车子脚踏撑起/ Please make sure that the kickstand of scooter is in place.
- 6 请检查车身状况，各部件螺钉正常没有松动以及晃动/ Please check the condition of the scooter and the screw of each component is normal without loosening and shaking.
- 7 请确认已经佩戴好骑行头盔及护具/ Please make sure to wear helmet and protective gear when riding.
- 8 初次使用本产品请勿独自骑行，需有人陪伴完成骑行学习/ Please do not ride alone for the first time, and learn riding with someone's accompany.
- 9 初次骑行学习请确认学习场地安全性，请勿在危险区域学习/ Please ensure the safety of the place for the first ride.
- 10 初次骑行前已阅读过使用说明，对车况充分了解/ Please read the instructions before the first ride and fully understand the scooter condition.

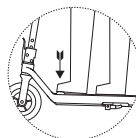
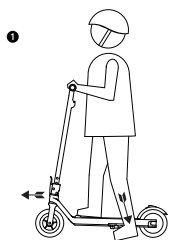


注：请按照本注意事项检查确认清楚，谨慎对待骑行风险，RND不承担任何骑行过程中用户自身及环境导致的风险事故责任

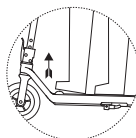
Note: Please strictly follow the precautions to ensure safety and treat the risks of riding with caution. RND shall not be liable for any risk accidents caused by users themselves or environmental factors during riding.

骑行学习/Riding learning

骑行教程/Riding course

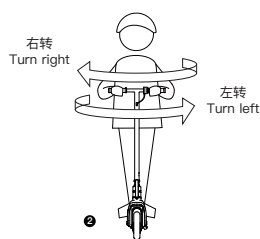


踩压加速
越用力速度越快
Step on acceleration
Harder, faster



松开减速
Release to slow down

双手握住把手，前脚放在脚踩加速器上，后脚蹬地让车子动起来。/Hold the handle bars with both hands, put the right foot on the acceleration, and slide by the left foot to make the e-scooter move.



双手转动把手即可转弯。/Turn the handle with both hands.



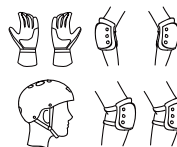
按下指拨电子手刹，同时用脚踩下后轮挡泥板，车子会立刻减速直至停止。/Press the electronic handbrake and step on the rear fender with your foot at the same time to slow down or stop the scooter.



注：不同的人需要不同的学习时间，请根据自身情况在安全学习场地有人陪同练习，至完全熟练后再自行骑行使用。RND不承担任何骑行操作导致的安全事故责任！
Note: The learning time of everyone is different. Please learn riding in the safety areas with someone's accompany according to your own situation. You can ride alone after fully skilled. RND will not be responsible for any accidents caused by improper riding operation.

骑行学习/Riding learning

骑行警告/Reminding




必须佩戴骑行头盔和护具
(包含头盔/护膝/护肘/手套)
Please wear the helmet and protective gear
(include helmet/kneecap/elbow pad/gloves)



请注意避让路面障碍物，越障高度不得超过10mm。
Please pay attention to obstacles on the road, and the height of obstacle crossing shall not exceed 10 mm.



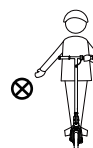
涉水深度不要超过30mm
Wading depth shall not exceed 30mm




骑行时坡度不要超过15度，且不要在坡上急加速，急减速
When riding, the slope should not exceed 15 degrees, and do not accelerate or decelerate sharply on the slope

⊗ 急加速
Rapidly accelerate
⊗ 急减速
Sharp slowdown

骑行禁止/Riding prohibition



禁止单手骑行
No riding by one hand



禁止骑行时打闹
No play with each other while riding



禁止骑行上下台阶
No riding up or down the stairs